


So much more than a
scheme of work...



Written and designed
by teachers for
teachers.



Here's a quick rundown of what we
are doing at Get Set 4 PE.

admin@getset4pe.co.uk +44 (0) 203 4881798




Get Set 4 P.E.

A whole child
approach to high
quality PE, so
good that it will
make you smile.

www.GETSET4PE.co.uk



It really is super!



Learning Objective

To link gymnastic actions to create a sequence.

Success Criteria

- Use a starting and finishing position.
- Use rolls, jumps, balances and travelling movements in your sequence.

Whole Child Objectives

Social: I can work safely with others whilst sharing apparatus.

Emotional: I am confident to perform in front of others.

Thinking: I can select and link actions to create a sequence.

LESSON PLANS AND SOW

Designed to inspire and engage your pupils and teaching staff.

Three words:

- progressive
- fun
- simple and easy

(ok that's four words but you know what we mean!)

CURRICULUM MAP

Design your schools curriculum map.

See how the activities progress from one to the other, building a beautiful vocabulary of physical skills and confident, happy learners.

My Curriculum Map VIEW ARCHIVE PRINT

EYFS KS1 KS2

Drag and drop your activity

Athletics Badminton Y5/6 Ball Skills Y3/4 Basketball Cricket Dance

Dodgeball Fitness Football Golf Fundamentals Swimming

Gymnastics Hockey Netball OAA Rounders Tag Rugby

Tennis Volleyball Y5/6 Yoga Enter alternative activity

	AUTUMN 1	AUTUMN 2	SPRING 1	SPRING 2	SUMMER 1	SUMMER 2
Nursery	Introduction to PE Unit 1 Introduction to PE Unit 2	Fundamentals Unit 1 Dance Unit 1	Fundamentals Unit 2 Dance Unit 2	Gymnastics Unit 1 Gymnastics Unit 2	Ball Skills Unit 1 Games Unit 1	Ball Skills Unit 2 Games Unit 2
Reception	Introduction to PE Unit 1 Introduction to PE	Fundamentals Unit 1 Fundamentals	Dance Unit 1 Dance Unit 2	Gymnastics Unit 1 Gymnastics Unit 2	Ball Skills Unit 1 Ball Skills Unit 2	Games Unit 1 Games Unit 2

Awesome Stuff

Resources by Activity

SELECT

Active Blasts

SELECT

Active Families

SELECT

Active Lunchtimes

SELECT

Classroom PE

Get Set 4 Life

Knowledge Organisers

PE Leads

AWESOME STUFF

Our favourite part of Get Set 4 PE (yes, we are that geeky!)

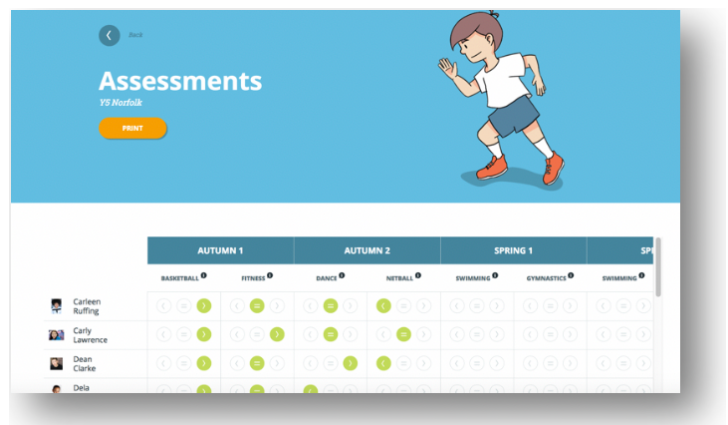
The reason we are 'so much more than a SOW', not our words, is this area. A treasure trove of awesome PE stuff.

We must also mention Get Set 4 Life found here, our wellbeing programme, included in every platform.

ASSESSMENT

Assessment couldn't be any easier.

Progressive, whole child assessment criteria that takes your children on a purposeful learning journey.

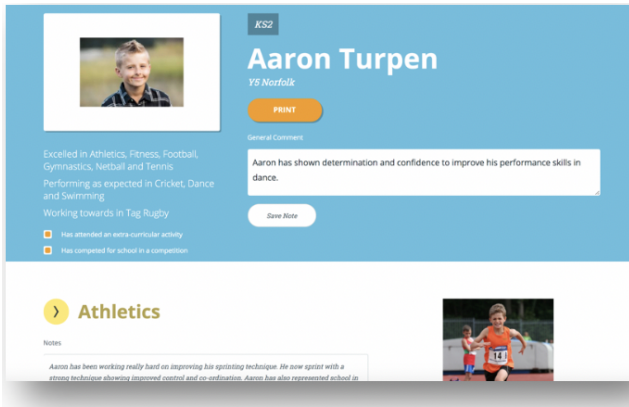


The screenshot shows a user interface for 'Assessments' for 'YS Norfolk'. It features a 'PRINT' button and a cartoon illustration of a boy running. Below is a table with columns for 'AUTUMN 1', 'AUTUMN 2', 'SPRING 1', and 'SPRING 2'. Each term has sub-columns for 'BASKETBALL', 'FITNESS', 'DANCE', 'NETBALL', 'SWIMMING', 'GYMNASTICS', and 'SWIMMING'. The rows list pupils: Carleen Ruffing, Carly Lawrence, Dean Clarke, and Dela. Each cell in the table contains a small circular icon with a number inside, representing an assessment score.

PUPIL PROFILES

Make your PE assessment personal.

Save pictures, videos and text. Record if your pupils have attended an extra curricular club or competed for school.



The screenshot shows a pupil profile for 'Aaron Turpen' in 'KS2' at 'YS Norfolk'. It includes a 'PRINT' button and a 'General Comment' section. The comment states: 'Aaron has shown determination and confidence to improve his performance skills in dance.' Below the comment is a 'Save Note' button. On the left, there are sections for 'Athletics' and 'Notes'. The 'Athletics' section has a sub-header and a small photo of Aaron running. The 'Notes' section contains a paragraph of text: 'Aaron has been working really hard on improving his sprinting technique. He now sprints with a strong technique showing improved control and co-ordination. Aaron has also represented school in...'

MY REPORTING

Collate your data in a couple of clicks.

Identify areas you are doing well in and those that you are going to target.



The screenshot shows a 'My Reporting' interface. It has a title 'My Reporting' and a subtitle: 'Use this area to filter data about your pupils. Data that can be accessed and filtered includes PE assessment data, information regarding SEN, Pupil Premium and Gifted and Talented children, and pupils who have attended extra-curricular activities or competed for school. For more information on how to use this area, please visit the 'help' section.' Below the subtitle are two main options: 'STANDARD' and 'COMPARE'. Each option has a brief description and a 'SELECT' button. The 'STANDARD' option says: 'Use the standard report to produce percentages of pupils based on your data and selected criteria.' The 'COMPARE' option says: 'Use the comparison report to compare your data based on your selected criteria.'

CPD

As if that wasn't enough, we also provide free training on the the platform for your whole school, as well as activity specific CPD on areas such as Gymnastics, Dance, Games and Assessment.

We would love for you to take a look. To access a free trial head over to:

www.GETSET4PE.co.uk

Or get in touch and set up your own virtual tour.
admin@getset4pe.co.uk +44 (0) 203 4881798

